



भारत निर्वाचन आयोग
Election Commission of India

SPECIAL INTENSIVE REVISION

Training Module for ELCs, VAFs, and NSS Program Officers of U.T. Chandigarh



DISCLAIMER

This presentation is intended for training and orientation purposes for officials involved in the Special Intensive Revision (SIR) process of electoral rolls. The contents presented herein are **based on notifications issued by the Election Commission of India (ECI)**. The information, procedures, and illustrations included in this presentation are therefore **indicative and explanatory in nature**, aimed at facilitating better understanding of the SIR process among trainees.

It is further clarified that the **actual conduct and procedural framework** for the Special Intensive Revision in the concerned region/Union Territory (UT) shall be governed strictly by the specific notifications, instructions, and guidelines issued by the Election Commission of India. **In case of any inconsistency between this presentation and the official notifications of the Election Commission of India, the latter shall prevail.**

Eligibility for Elector

Article 326 of the Constitution of India

- Citizen of India
- At least 18 years of age
- Ordinarily Resident of the constituency
- Not disqualified under any law



What is SIR?

Special Intensive Revision of Electoral Roll.
Conducted by Election Commission of India.

Objective:

- **Clean,**
- **Correct and**
- **Updated electoral roll.**

To ensure:

- No eligible voter is left out.
- No ineligible/duplicate entry remains.

Need for SIR

- **As per Law, Electoral Rolls have to be revised**
 - ✓ before every election; or
 - ✓ as per requirement
- **Political parties have been raising issues relating to quality of Rolls**
- **SIR has already been done 13 times from 1951 till 2004**
- **Last SIR was done more than 24 years back in 2002 in Chandigarh**
- **Many changes in electoral rolls have occurred due to:**
 - **Frequent migration**
 - **Resulting in voters getting registered at more than one place**
 - **Non-Removal of Dead Voters**
 - **Wrongful inclusion of a person who is not citizen of India**

Schedule for SIR

Sr. No	Description	Timeline
1	Qualifying Date	01.07.2026
2	Printing / Training	05.06.2026 to 14.06.2026
3	House to House Enumeration Phase	15.06.2026 to 14.07.2026
4	Publication of Draft Electoral Rolls	21.07.2026
5	Claims & Objection Period	21.07.2026 to 20.08.2026
6	Notice Phase (Hearing & Verification)	21.07.2026 to 18.09.2026
7	Publication of Final Electoral Rolls	22.09.2026

Pre-Enumeration Phase

Pre-Enumeration Phase

- **Training** of AEROs, ERO and DEO
- **Training of BLOs, BLAs** and other functionaries
- **Printing** of Prefilled Enumeration Forms by AEROs
- Training of different Stakeholders like,
 - Chunav Pathaslala
 - ELCs,
 - VAFs,
 - NSS and
 - Agandwadi Workers etc.

Enumeration Phase

From 15.06.2026–14.07.2026

BLOs will visit every House and distribute partially pre-filled EFs and collect the filled EFs

How to get Enumeration Form?

- ✓ Available through **BLO house visit**.
- ✓ Can also be obtained through **online portals**. (ECInet app and Voters portal)

How to fill Enumeration Form?

- **Verify** pre-filled details.
- **Paste** latest photograph.
- **Fill** family details and declaration.
- **No documents** required during enumeration phase.

Enumeration Phase (Contd)

BLO collects EF from electors.

- Visits thrice
- Slips EF from if door is found locked
- Give one copy of EF to elector as receipt

BLA also may collect the form after verification

- Submit forms to BLO.
- 50 EF Forms per day

Focus Area

- Identify newly eligible voters.
- Identify women, PwD and senior citizens.
- Motivate eligible electors to apply.
- Guide voters regarding Form-6.

Enumeration Form

Enumeration Form

Name and contact No of BLO (pre-printed)

Elector's Name, EPIC, Address (Pre-printed).	Serial No., Part No. & name, AC/PC Name, State (Pre-printed).	QR Code	Old Photo (Pre-printed)	Paste Current Photo
--	---	---------	-------------------------	---------------------

Date of Birth (DD/MM/YYYY)	d	d	m	m	y	y	y	y
Aadhaar No. (Optional)								
Mobile No.								
Father's/Guardian's Name								
Father's/Guardian's EPIC No. (if available)								
Mother's Name								
Mother's EPIC No. (if available)								
Spouse's Name (if applicable)								
Spouse's EPIC No. (if available)								

Details of the Elector in the Electoral Roll of the last SIR			Details of the Relative, whose name is given in the previous column, in the last SIR		
Elector Name:			Name:		
EPIC No. (if available)			EPIC No. (if available)		
Relative's Name:			Relative's Name:		
Relationship:			Relationship:		
District:			District:		
State:			State:		
AC Name:			AC Name:		
AC Number	Part No.	Sr No.	AC Number	Part No.	Sr No.

- (i) The elector mentioned above, being myself/my family member, has not acquired the citizenship of any other country.
- (ii) I am applying for inclusion in the Electoral Roll, and the name mentioned above, being myself/ my family member, is not included in any other Assembly Constituency/ Parliamentary Constituency.
- (iii) I am aware that making the above statement or declaration in relation to this application which is false and which I know or believe to be false or do not believe to be true, is punishable under Section 31 of Representation of the People Act, 1950 (43 of 1950) with imprisonment for a term which may extend to one year or with fine or with both.

Signature/Left Thumb Impression of Elector or Any Adult Family Member (mention relationship) with date

BLO's undertaking: I have verified the above details from the electoral roll(s) of the last SIR.

BLO's Signature

Details of previous SIR

Information Sheet

Electors can check their name and their parents' name in the previous SIR Electoral Rolls at <https://voters.eci.gov.in/> to provide the details in the Enumeration Form. For help, electors can connect with the concerned BLOs. ERO will issue notices to those electors whose previous SIR Electoral Roll(s) details provided in the Enumeration Form are either not available or not matching with the database. Upon receipt of notice, elector to provide the documents based upon the following categories:

- If born in India before 01.07.1987
 - Provide any document, for Self, from the list given below establishing date of birth and/or place of birth.
- If born in India between 01.07.1987 and 02.12.2004
 - Provide any document, for Self, from the list given below establishing date of birth and/or place of birth.
 - Provide any document, for Father or Mother, from the list given below establishing date of birth and/or place of birth.
- If born in India after 02.12.2004
 - Provide any document, for Self, from the list given below establishing date of birth and/or place of birth.
 - Provide any document, for Father, from the list given below establishing date of birth and/or place of birth.
 - Provide any document, for Mother, from the list given below establishing date of birth and/or place of birth.
 - If any parent is not Indian, provide a copy of his/her valid passport & visa at the time of your birth.
- If born outside of India (attach proof of Birth Registration issued by Indian Mission abroad).
- If acquired Indian citizenship by Registration/Naturalisation (attach Certificate of Registration of Citizenship)

Indicative (not exhaustive) list of documents (separate self attested documents to be submitted for Self, Father and Mother, if mentioned above):

1. Any Identity card/Pension Payment Order issued to regular employee/pensioner of any Central Govt./State Govt./PSU.
2. Any Identity Card/Certificate/Document issued in India by Government/ local authorities/Banks/Post Office/LIC/PSUs prior to 01.07.1987.
3. Birth Certificate issued by the competent authority.
4. Passport
5. Matriculation/Educational certificate issued by recognised Boards/universities
6. Permanent Residence certificate issued by competent State authority
7. Forest Right Certificate
8. OBC/SC/ST or any caste certificate issued by the Competent authority
9. National Register of Citizens (wherever it exists)
10. Family Register, prepared by State/Local authorities.
11. Any land/house allotment certificate by Government
12. For Aadhaar, Commission's directions issued vide letter No. 23/2025-ERS/Vol.II dated 09.09.2025 (Annexure II) shall apply.

Enumeration Form – Partially Pre-Filled

<p>Elector's Name, EPIC, Address (Pre-printed).</p>	<p>Serial No, Part No. & name, AC/PC Name, State (Pre-printed).</p>	<p>QR Code</p>	<p>Old Photo (Pre-printed)</p>	<p>Paste Current Photo (To be pasted by Electors)</p>
---	---	----------------	--------------------------------	---

All Electors are requested to paste their recent coloured photographs

Enumeration Form – To be Filled by Elector

Date of Birth (DD/MM/YYYY)								
AADHAAR No. (Optional)								
Mobile No.								
Father's/Guardian Name								
Father's/Guardian EPIC No. (if available)								
Mother's Name								
Mother's EPIC No. (if available)								
Spouse's Name (if applicable)								
Spouse's EPIC No. (if available)								

Details in Electoral Rolls of Previous SIR : To be Filled by Elector

Details of Elector in Electoral Roll of the last SIR (if applicable)			Details of the Relative, whose name is given in previous column, in the last SIR		
Elector Name:			Name:		
EPIC No. (if available)			EPIC No. (if available)		
Relative's Name:			Relative's Name:		
Relationship:			Relationship:		
District :			District :		
State:			State:		
AC Name:			AC Name:		
AC Number	Part No.	Sr No.	AC Number	Part No.	Sr No.

S
E
L
F

P
R
O
G
E
N
Y

Publication of Draft Roll

21.07.2026

Publication of Draft Roll

- Contains names of verified electors.
- Includes electors who submitted EF.
- Non-submission of EF may result in exclusion from Draft Roll.

Display of Draft Roll

- Draft Roll displayed publicly.
- Lists of non-submitted EF displayed.
- ASDD lists displayed at public offices and websites.

Claims and Objections

21.07.2026–20.08.2026

Purpose of this phase

- To ensure **no eligible elector is left out**
- To ensure **no ineligible name remains included**
- To verify **all doubtful or disputed entries** before final publication.
- Applications for **inclusion, deletion, correction and transposition** accepted.
- BLA assists voters during this phase.

Claims and Objections

21.07.2026–20.08.2026

Objections may be filed against:

- Inclusion of an ineligible elector
- Duplicate entry
- Shifted voter
- Deceased voter
- Wrongly included name
- Non-resident elector
- Any other doubtful entry requiring verification

Statutory Forms

Form-6

- Used for inclusion of new voter.
- BLA assists eligible electors.
- Declaration forms attached where required.

Form-7

- Used for objection/deletion.
- Applied for dead, shifted or duplicate electors.
- BLA may assist in verification.

Form-8

- Used for correction and transposition.
- Used for updating elector details.
- Used for shifting outside/within constituency.

Along with the Declaration (Outside State)

Notice Phase (Hearing & Verification)

21.07.2026 to 18.09.2026

The Notice & Hearing phase begins **immediately after publication of the Draft Electoral Roll.**

During this period, citizens can check whether:

- Their name is included,
- Any correction is required,
- Or any objection needs to be filed.

Notice may be issued in cases such as:

- Not giving mapping details with progeny
- Non-linking with previous electoral roll
- Discrepancy in
 - Name
 - Age
 - Relationship details, etc
- ERO/ AEROs can send notice to any person

Notice Phase (Hearing & Verification)

21.07.2026 to 18.09.2026

Hearing by ERO/AEROs

- ERO/AEROs fixes date and time for hearing.
- Concerned elector/applicant is informed.
- Opportunity is given to present:
 - Documents,
 - Clarification.

Fair Opportunity Must Be Given

- Before deletion of any name:
- No entry should be deleted without inquiry.
- Affected elector must be given a **reasonable chance of hearing**.
- This is an important legal safeguard.

List of Indicative (not Exhaustive) Documents

1. **Any Identity card/Pension Payment Order issued to regular employee/pensioner of any Central Govt./State Govt./PSU.**
2. **Any Identity Card/Certificate/Document issued in India by Government/local authorities/Banks/Post Office/LIC/PSUs prior to 01.07.1987.**
3. **Birth Certificate issued by the competent authority.**
4. **Passport**
5. **Matriculation/Educational certificate issued by recognised Boards/universities**
6. **Permanent Residence certificate issued by competent State authority**
7. **Forest Right Certificate**
8. **OBC/SC/ST or any caste certificate issued by the Competent authority**
9. **National Register of Citizens (wherever it exists)**
10. **Family Register, prepared by State/Local authorities.**
11. **Any land/house allotment certificate by Government**
12. **For Aadhaar, Commission's directions issued vide letter No. 23/2025-ERS/Vol.II dated 09.09.2025 shall apply.**

Final Publication and Appeals

Final E-Roll will Published on 22.09.2026

Appeals

Appeal mechanism available under RP Act, Section-24, 1950.

First Appeal – Section 24(a) on the decision of ERO

- Filed before District Magistrate/Appellate Authority.
- Can challenge rejection/deletion/correction decisions.
- Applicable for Forms 6, 7 and 8 disputes

Second Appeal – Section 24(b) on the decision of DEO

- Filed before CEO/prescribed authority.
- Available if dissatisfied with first appeal decision. Filed before CEO/prescribed authority.
- Final Decision.



भारत निर्वाचन आयोग Election Commission of India

ROLE of ELCs, VAFs, NSS in SPECIAL INTENSIVE REVISION



Importance of ELCs, VAFs and NSS Programme officers

Shall act as Awareness Ambassadors for SIR by:

Promoting SIR awareness among students, youth and officials

- Organize awareness campaigns, meetings and orientation programmes regarding SIR.
- Disseminate information about:
 - Important dates of SIR
 - Major phases of SIR
 - Procedures and processes involved in SIR
- Use social media platforms, notice boards and institutional communication channels for wider outreach.

Encouraging participation within families and neighbourhoods;

- Motivate family members and neighbours to participate actively in the SIR process.
- Encourage eligible citizens to verify and update their electoral details, wherever required.
- Spread awareness regarding the importance of electoral participation and accurate electoral rolls.
- Promote community-level participation through interpersonal communication and local outreach activities.

Importance of ELCs, VAFs and NSS Programme officers

Supporting voter verification campaigns; (in respective areas)

- Guide electors regarding the voter verification process.
- Assist citizens in understanding procedures and documentation requirements related to SIR.
- Coordinate with electoral authorities, wherever required, during verification activities.
- Support awareness and facilitation activities at the grassroots level in their respective areas.

Motivating different stakeholders to participate actively;

- Encourage students, employees, volunteers and community members to participate actively in SIR activities.
- Conduct awareness drives and community engagement programmes.
- Highlight the importance of clean and accurate electoral rolls.
- Promote a sense of civic responsibility and democratic participation among stakeholders.

HOW TO DO?

Organization of Training Programmes

- Electoral Literacy Clubs (ELCs) of educational institutions and Voter Awareness Forums (VAFs), along with their Nodal Officers and ELC team members, shall organize training programmes in their respective institutions and departments.
- The training programmes shall be conducted for employees belonging to different categories.

Objectives of the Training Programmes

To create awareness and enhance understanding regarding the Special Intensive Revision (SIR), particularly with reference to:

- Importance and objectives of the Special Intensive Revision (SIR)
- Major phases of SIR
- Important dates and timelines related to SIR
- Procedures and processes involved in SIR

Role of Employees and Students

All employees and students shall further guide and sensitize:

- Their family members
- Members of the general public
- Other eligible persons

NSS Programme Officers and Volunteers

NSS Programme Officers shall organize training sessions for their respective volunteers.

- Create awareness in their adopted areas
- Assist family members and the general public regarding SIR
- Support electors during SIR activities, wherever required

Coordination with AEROs

- Selected NSS volunteers will coordinate with the Assistant Electoral Registration Officers (AEROs).
- They will assist electors during the SIR process in their respective areas.

Note: Efforts shall be made to ensure wider dissemination of information and maximum public awareness regarding the SIR process.

HOW TO DO? (contd.)

Timeline for Completion

All training programmes and awareness activities must be completed on or before **15th June 2026**.

Submission of Reports

A detailed report of each training programme shall be submitted to the Chief Electoral Officer (CEO) through the proper channel.

Website Updates and Public Awareness

All institutions and departments shall:

- Regularly display SIR-related pop-ups and awareness materials on their official websites
- Ensure timely updates regarding SIR activities and information

Display of CEO Website Link

- The CEO Office shall provide a dedicated web link related to SIR awareness.
- The said link shall be prominently displayed on the websites of all institutions and departments.
- Upon clicking the link, users shall be directly redirected to the official website of the CEO.

WHAT TO DO?

Pre- Enumeration Period

Every elector should encourage:

- Check whether his/her name is present in the electoral roll;
- Verify personal details such as name, address and EPIC information;
- Ensure family details are correctly reflected in ER
- Find and keep the record of last SIR (2002 for Chandigarh)

Enumeration Period

- Citizens should fill the Enumeration Form carefully and submit it within the prescribed time.
- Every household should cooperate with the BLO during House-to-House Enumeration.
- Electors should provide correct information in the form.
- Encourage and help others to fill EF in time

WHAT TO DO?..... (contd.)

Draft Roll Awareness

- After publication of Draft Electoral Roll, every voter should check his/her name carefully.
- If any detail is missing or incorrect, claim or objection should be filed within the notified period.

Claims and Objections Period Awareness

- Special awareness should be created for **Inclusion of Every Eligible:**
 - First-time voters (18+) with declaration
 - Women voters
 - Senior citizens
 - Persons with Disabilities (PwD)
 - Migrant electors
 - Vulnerable sections of society

WHAT TO DO?..... (contd.)

Notice and Hearing Period Awareness

- Verify personal details and EPIC entries.
- Respond immediately to ERO notices.
- Attend hearings within prescribed timeline.
- Submit valid supporting documents timely.
- Keep acknowledgement and notice copies safely.
- Confirm inclusion before final electoral publication
- Contact BLO for clarification, if required.

Final Publications period Awareness

- **Appeals**

What to Do?.....Outreached Activities (As per Situation)

Organise: (Suggestive)

Help Desk to Check Your Name in Electoral Roll

- ELC/VAF volunteers assist citizens in checking their names on the voter list through ECInet App / voter portal.
 - Support in locating Part No., Serial No., and BLO details.

Door-to-Door Awareness Campaign

- Student volunteers / VAF members visit households with voter awareness material.
- Encourage electors to keep forms ready for BLO visits.

What to Do?.....Outreached Activities (As per Situation)

Campus & Workplace Voter Awareness Sessions (Phase-wise)

- For colleges, offices, institutions and Adopted area by NSS
- Short orientation on SIR process during admission time in educational institutions
- How to verify voter details
- Importance of correct address and family linkage in roll

Mock Enumeration Form Filling Camps

- Set up camps in schools/ institutions and centres.
- Citizens practice filling sample forms before BLO visit.
- BLO/ERO representatives can guide common mistakes.

What to Do?.....Outreached Activities (As per Situation)

Street Plays / नुक्कड़ नाटक on SIR

Themes:

- “Every Eligible Citizen Must Be on Roll”
- “Verify Your Details Before Draft Publication”
- “Your Vote Starts with Your Name in the Roll”

Can be organized in: Markets, RWAs, Villages, Slum clusters, Public parks and Institutions

Poster / Slogan / Painting Competition

Suggested themes:

- *My Vote My Identity*
- *Special Intensive Revision – Check, Verify and Participate*
- *No Eligible Elector Left Behind*

What to Do?.....Outreached Activities (As per Situation)

BLO–Citizen Interaction

Citizens can any quires through:

- Promote BOOK A CALL, Dial 1950 (Press-3 for Chandigarh)

Regarding SIR

- Enumeration Form
- Draft Roll publication
- Claims & Objections period

Special Drives for First-Time Voters (18+)

- Awareness in colleges/senior secondary schools/ Institutions
- Explain Form 6 for new voters (01-07-2026 Qualifying date)
- Prospective Voters (After qualifying date)
- Encourage early participation in electoral registration.

What to Do?.....Outreached Activities (As per Situation)

Social Media Awareness Campaign by ELC/VAF/NSS

- Daily awareness posts
- Important dates of SIR
- FAQs
- How to fill Enumeration Form
- BLO contact details of respective areas

Platforms:

- WhatsApp groups
- Instagram
- Facebook
- X
- YouTube Shorts/Reels

Key Messages

Voter Awareness Forum (VAFs)

- Awareness activities shall be conducted among all employees regarding the Special Intensive Revision (SIR) process by **15 June 2026**, and a completion certificate for the same shall be submitted thereafter.
- A certificate indicating the number of employees who have filled the Enumeration Form shall be submitted by **30 June 2026**. Each trained employee may further train at least **10 persons** and so on.

Electoral Literacy Club (ELCs)

- Awareness regarding SIR shall be promoted through **admission camps** and through the institution's **official website** and other communication platforms.
- A certificate from the Principal shall be submitted by **30 August 2026**, certifying that all eligible electors of the institution have filled and that **Form 6** has been duly filled wherever applicable.

National Service Scheme (NSS)

- NSS volunteers shall be trained on the SIR process and deployed in their respective areas for voter awareness and outreach activities.
- A consolidated certificate shall be submitted by the **State Liaison Officer (SLO)** confirming that the required training has already been imparted to NSS volunteers.
- NSS volunteers shall also undertake awareness activities in **adopted areas** and assist eligible citizens in filling the Enumeration Form.

Search Name in 2002 Roll

WEBSITE:

- Visit <https://ecinet.eci.gov.in/>
- Use Search in Electoral Roll option.
- Select Chandigarh.
- Search through Name/EPIC/Constituency.

Through Mobile App

- Install ECInet App (both Android and ios)
- Use Search Your Name option.
- Enter Name/EPIC details.
- View Electoral Roll details.

Search Name in 2002 Roll(contd.)

Official Login


Login using QR (For BLO Only).

Voter Services




- Voter Registration Forms
- Track Your Application
- Voter Card Complaints
- Search Your Name in Voter List
- Learning Material
- Book a call with BLO
- Divyang (Saksham)
- Download e-Voter Card (e-EPIC)

About Elections



- Know Your Candidates
- Suvidha
- Polling Trend (Voter Turnout)
- Model Code of Conduct Complaint (cVIGIL)
- Current Election
- Past Election
- Divyang (Saksham)
- Election Results & Statistics



Search Name in 2002 Roll(contd.)

ECINet मतदाता सेवा पोर्टल VOTERS' SERVICE PORTAL

English

Login → Sign-Up 👤

FORMS

Special Intensive Revision (SIR) – 2026

[Search Your Name in Last SIR](#)

New Voter Registration
Fill Form 6 if you are 18 years or above and will turn 18 in few months

[Fill Form 6](#) [Fill Declaration Form](#) [Download](#)

[Download Declaration Form for Pre-Draft Forms](#)

New Voter Registration (NRI)
Fill Form 6A if you are a citizen of India and has not acquired citizenship of any other country.

[Fill Form 6A](#) [Download](#) [Guidelines](#)

Deletion
Fill Form 7 to get name deleted from the existing electoral roll.

[Fill Form 7](#) [Fill Form 7 Overseas](#) [Download](#) [Guidelines](#)

Correction Of Entries
Fill Form 8 to get EPIC with updated or replacement or marking of PwD.

[Fill Form 8](#) [Fill Form 8 Overseas\(Self Correction Only\)](#) [Download](#)

[Guidelines](#) [Fill Declaration Form](#)

[Download Declaration Form for Pre-Draft Forms](#)

Form M
This form is for the Migrant Electors of Kashmir

Form 12C
This form is for Migrant Electors of Kashmir

SERVICES

Download Electoral Roll
Download electoral roll PDF and draft roll for states under SIR

Register Complaint/ Share Suggestion

[Chatbot Manual](#)

Track Application Status
Track all your form status here.

Book a Call with BLO
Book A Call Request With BLO.

Submit Appeal

[Track Appeal](#)

E-EPIC Download
Get digital version of your Electoral Photo Identity Card.

Submit Appeal for Individuals (Under Adjudication)


[Track Appeal for Individuals \(Under Adjudication\)](#)

Search Your Name in Voter List
Search Your Name in Voter List, Know Your Polling Details, Know Your MP/MLA

Search Name in 2002 Roll(contd.)

SIR 2026 - Search your name in last SIR E-Roll

 Search by Elector Details

 Search in last SIR E-Roll

** Search is available in native language of the state also . For instance please enter elector name in Hindi for a search in Hindi.

State *

Select state in last SIR

District

Select district in last SIR

Assembly Constituency

Select AC in last SIR

Polling Station No. and Name

Select PS no. and name in last SIR

Part Serial No.

Enter part serial no. in last SIR

Elector Full Name in last SIR *

Enter elector full name in last SIR

Elector Age (Indic

Select Age In Last SIR

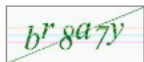
Relative Type

Select relative type in last SIR

Elector Relative Full Name

Enter relative full name in last SIR

Captcha *



Captcha

Search


Note: In case you are not able to find the desired result, please fill additional information like District, AC and Part and search again. Spelling names may vary between last SIR details and current details in 2025, hence if you do not find output with exact name then try different variations of names , for example for Maneesh also try Manish.


** Note: The data, language and the Final Electoral Roll of 2002/2003, as the case may be, is published on this website as received from the Office of the Chief Electoral Officer ("CEO") of the concerned State. Under the Representation of the People Act, 1950, the CEO is responsible for the preparation, revision, and correction of electoral rolls in the State, and the Election Commission of India has hosted the data as received, without any modification.

Search Name in 2002 Roll



SIR 2026 - Search your name in last SIR E-Roll

 Search by Elector Details

 Search in last SIR E-Roll


State *

Select state in last SIR



View

** Note: The data, language and the Final Electoral Roll of 2002/2003, as the case may be, is published on this website as received from the Office of the Chief Electoral Officer ("CEO") of the concerned State. Under the Representation of the People Act, 1950, the CEO is responsible for the preparation, revision, and correction of electoral rolls in the State, and the Election Commission of India has hosted the data as received, without any modification.





Thank You



भारत निर्वाचन आयोग
Election Commission of India

Follow us on :      | www.eci.gov.in